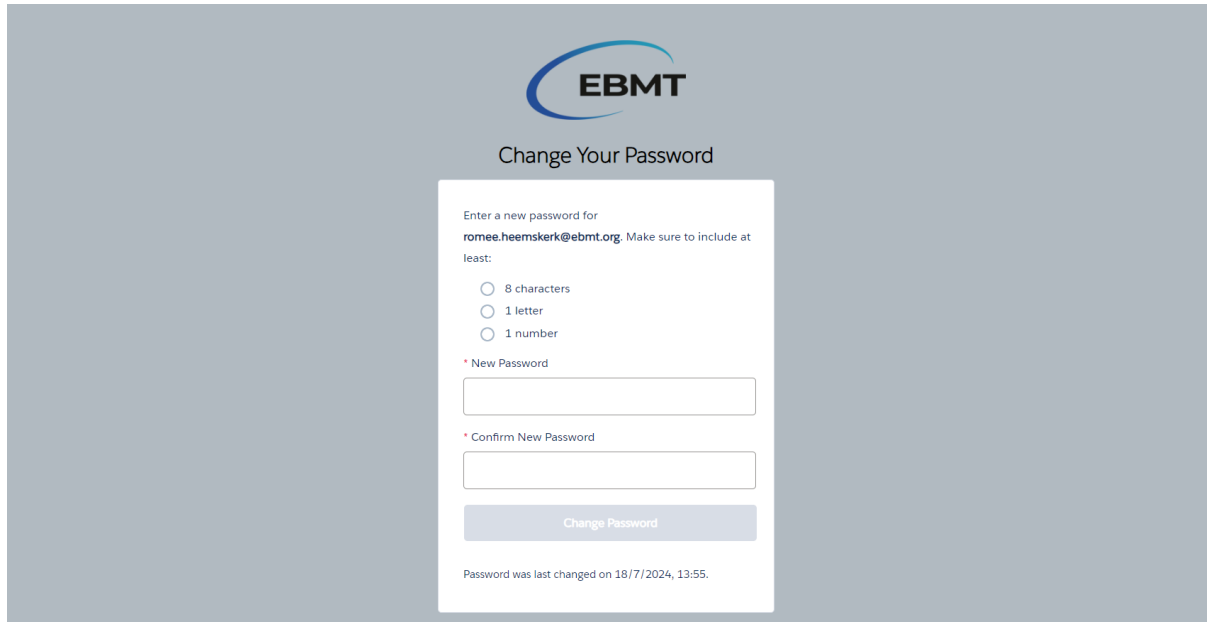


User Instructions for the EBMT Members Area Individual Membership

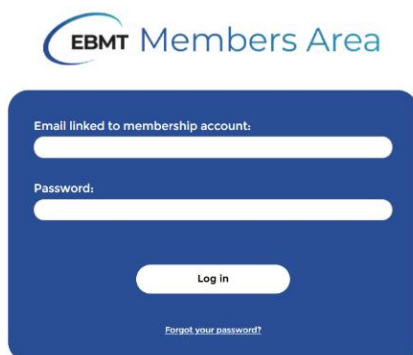
All users will receive an email with their login credentials. If you have not yet received this email, please check your spam folder before contacting the membership team at membership@ebmt.org.

In the email you will be asked to create your password:



The screenshot shows a web form titled "Change Your Password" with the EBMT logo at the top. The form asks the user to "Enter a new password for rome.heemsker@ebmt.org. Make sure to include at least:" followed by three radio button options: "8 characters", "1 letter", and "1 number". Below these are two input fields labeled "* New Password" and "* Confirm New Password". A "Change Password" button is at the bottom, and a note states "Password was last changed on 18/7/2024, 13:55."

After creating the password, you will automatically log into the members area. If this does not happen, click on the members area link in the email and fill in the login information:

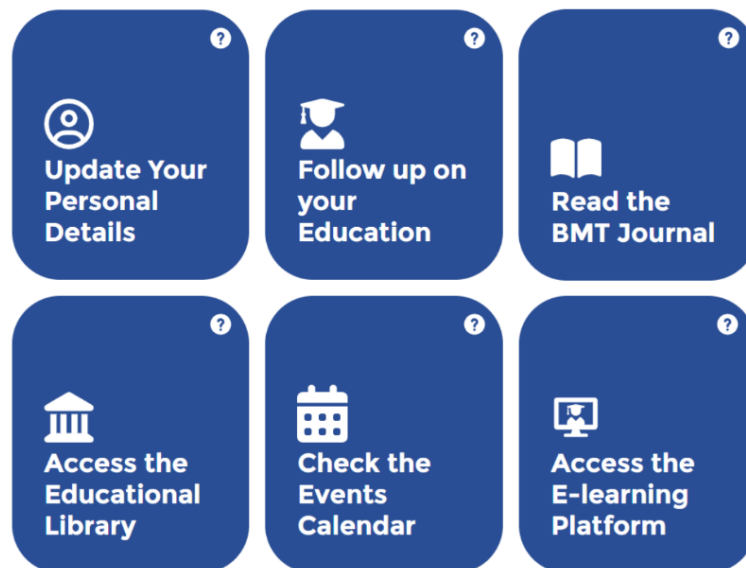


The screenshot shows the "EBMT Members Area" login page. It features a dark blue background with a white login form. The form includes two input fields: "Email linked to membership account:" and "Password:". Below the fields is a white "Log in" button and a link for "Forgot your password?"



Once logged in, you will automatically go to the Homepage. You can use the buttons displayed below:

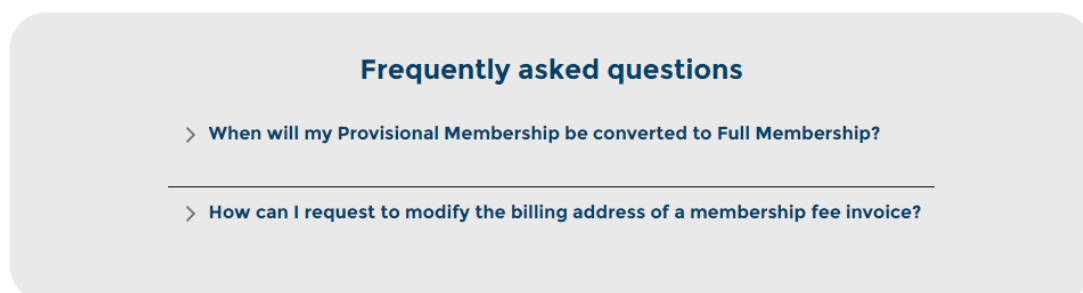
EBMT Individual Member Profile



You can also use the navigation bar once you have accessed the "Update Your Personal Details" or the "Follow up on your Education" page:



At the bottom of the Homepage you will find answers to frequently asked questions:



From the Homepage, it is possible to:

1. Update Your Personal Details

Here you can update the address details, name of the institution, department, first name, last name, email address, phone number and birthdate:

UPDATE PERSONAL DETAILS

<p>Salutation --None--</p> <p>First name _____</p> <p>Last name _____</p> <p>Work email you@example.com</p> <p>Personal email you@example.com</p> <p>Alternate email you@example.com</p> <p>EBMTShare email you@example.com</p> <p>Birthdate 7 Feb 2024</p> <p>Gender (Optional) --None--</p> <p>Preferred phone --None--</p> <p>* Prefix --None--</p> <p>Phone _____</p>	<p>Role --None--</p> <p>CIC _____</p> <p>Name of institution _____</p> <p>Department _____</p> <p>Street (billing address) _____</p> <p>City (billing address) _____</p> <p>State/Province (billing address) _____</p> <p>Postal code (billing address) _____</p> <p>Country (billing address) --None--</p> <p>EBAH-CME-ID _____</p> <p>We care about which emails you want to receive, make sure you update your email preferences through our News & Updates form.</p>
---	--

[Save](#)


Note: The EBMTShare email, the EBAH-CME-ID and the CIC cannot be edited by you.

2. Follow up on your Education

Here you will find any of the e-learning courses you have taken or are currently taking. Click on any of the course to display the completion %, the grade, the award, the course ID and the completion date:

FOLLOW UP ON YOUR EDUCATION

58% Complete



Grade: _____	Course ID: _____
Award: _____	Completion date: _____

3. Access the online Bone Marrow Transplantation Journal

Here you can access the Bone Marrow Transplantation Journal. **Note:** The MagicWord is visible to you when you hover your mouse over the question mark icon:



Once you have seen the MagicWord, use it to log into the Bone Marrow Transplantation Journal:

MagicWord Login

Enter MagicWord to access all NPG publications to which your institution has site licences.

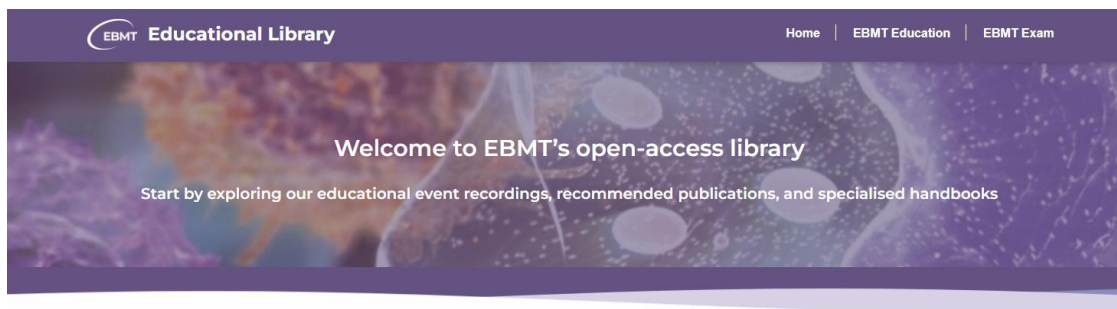
MagicWord

Login

Nature | ISSN 1476-4687 (online)

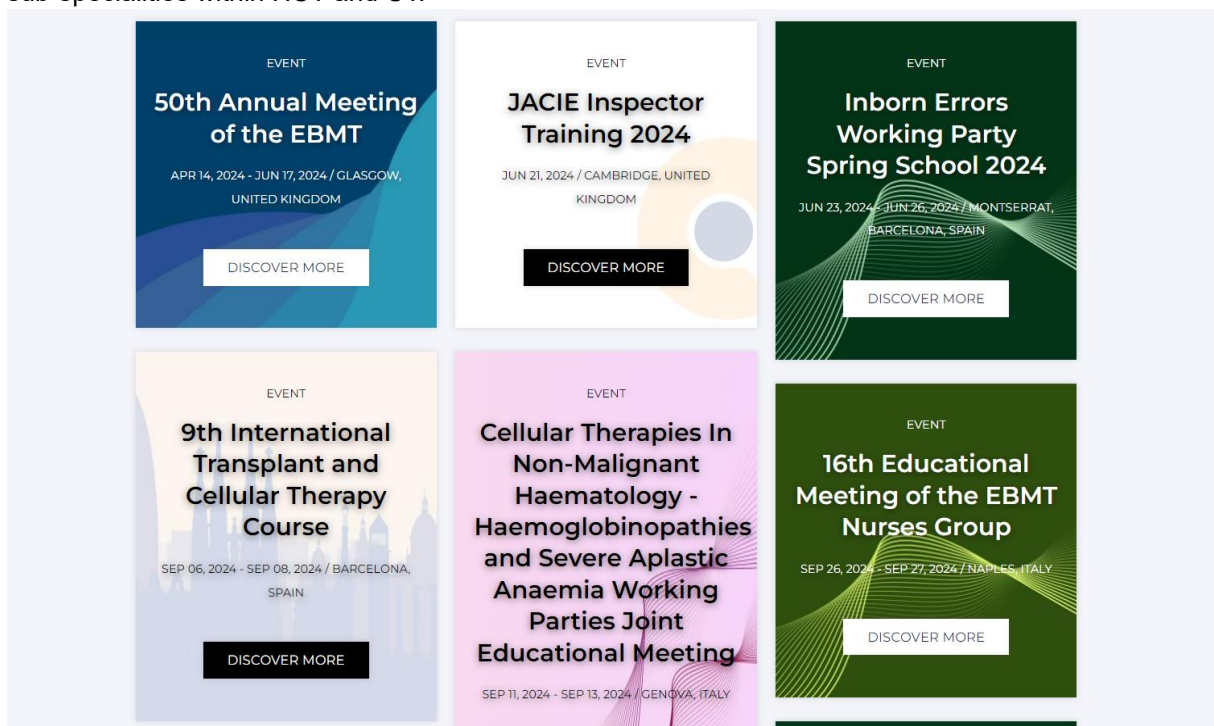
4. Access the Educational Library

Here you can access educational event recordings, recommended publications and specialised handbooks.



5. Check the Events Calendar

Besides the Annual Meeting, the EBMT and its Working Parties, Committees and Groups put on specialised educational events throughout the calendar year, offering in-depth content for all of the sub-specialities within HCT and CT.



6. Access the E-learning Platform

The EBMT e-learning platform is designed to reach all EBMT members interested in their continuing education. The platform features webinars, courses for a variety of medical professionals, forums, and additional learning opportunities.



Welcome to European Society for Blood and Marrow Transplantation

Log in to view your courses, explore tools and features, and customize your e-learning experience.

If you are an **EBMT member**, please click [EBMT Member](#)

If you are an **EBMT employee**, please click [EBMT Employees](#)

If you are **not a member**, enter your user and password:

Username *

Password *

[Forgot your password?](#)